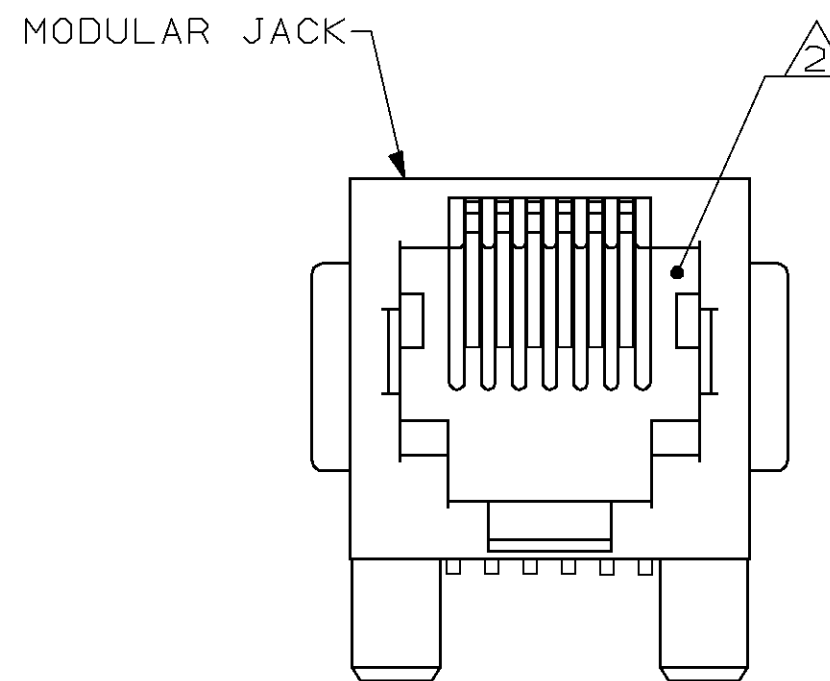
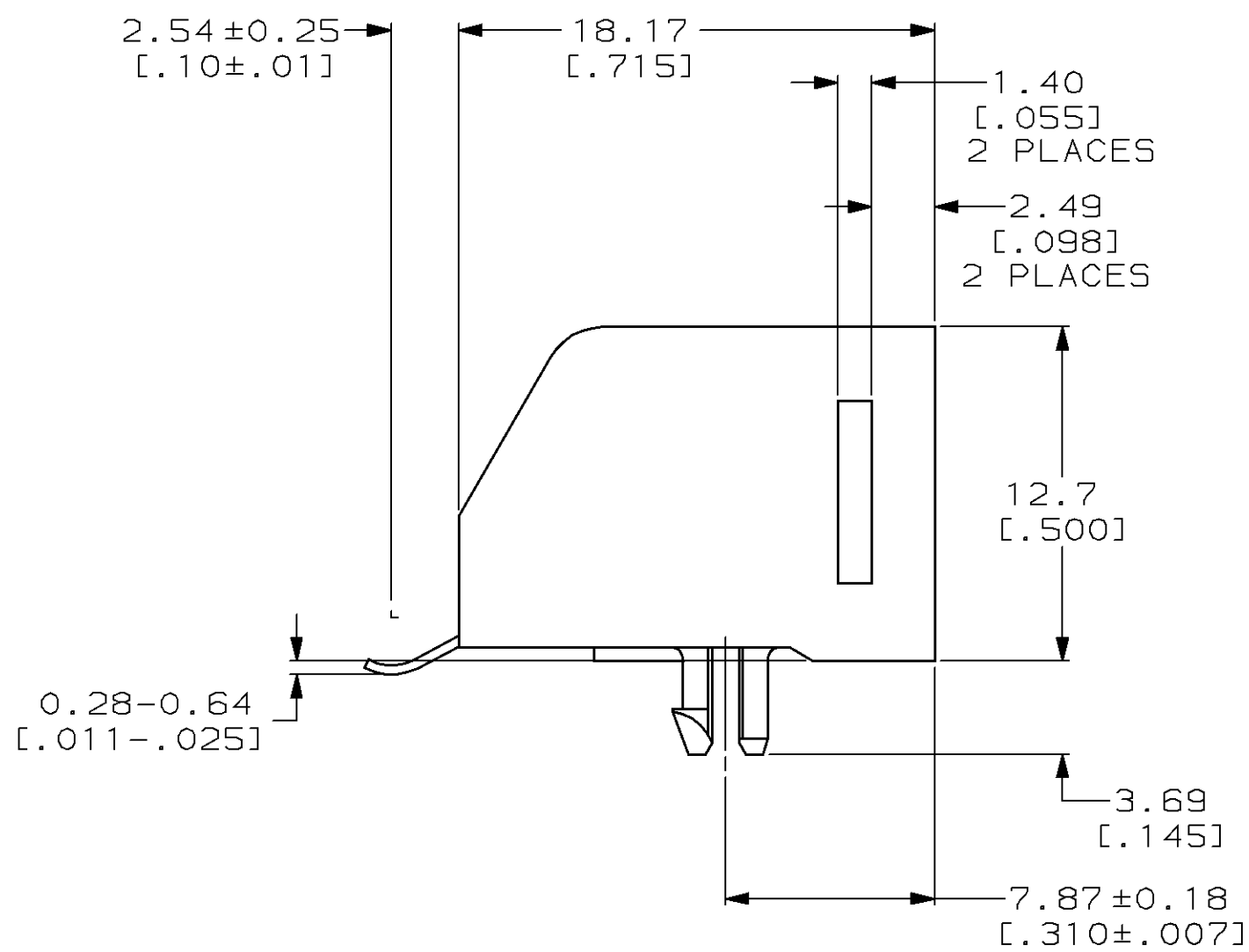
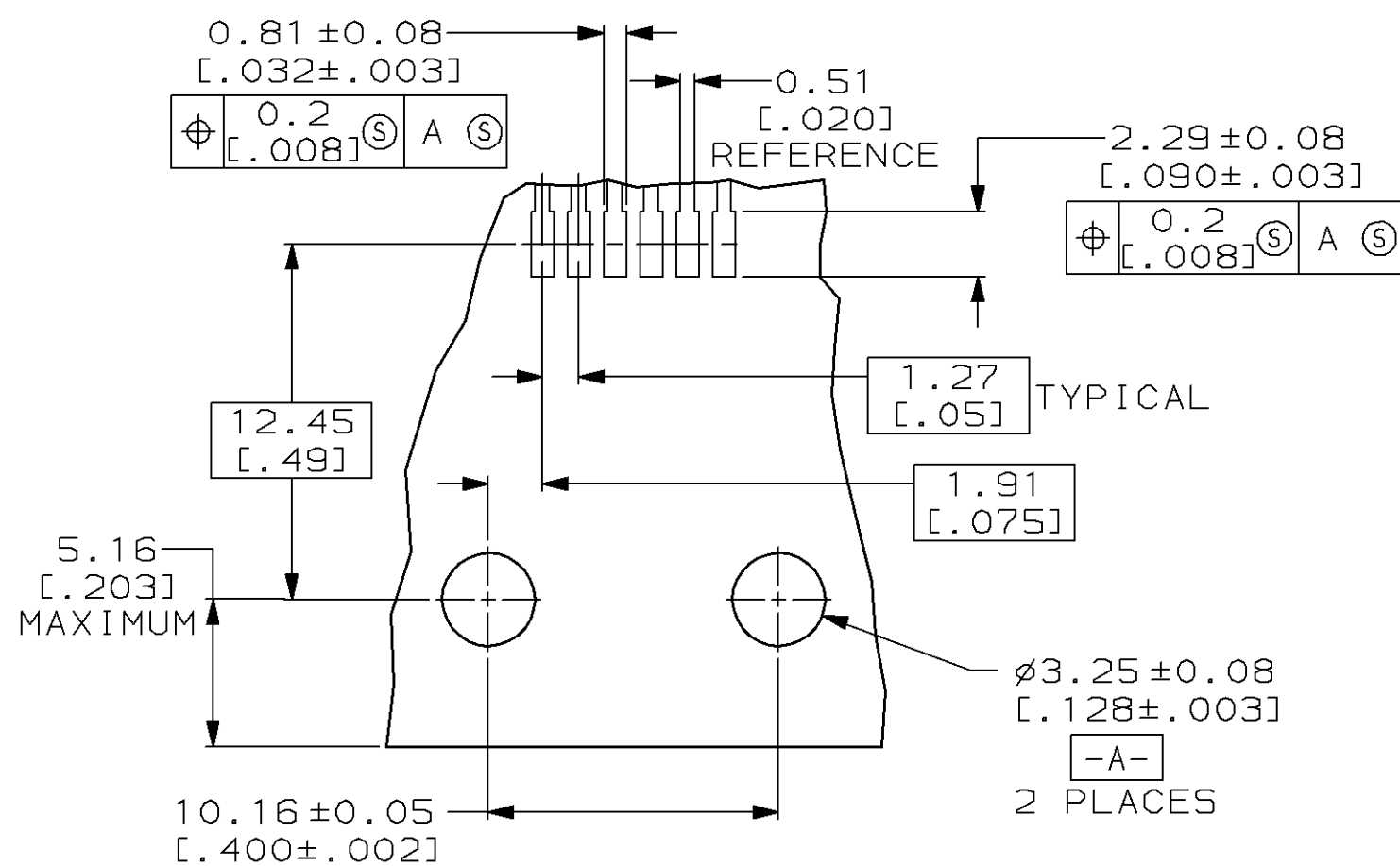
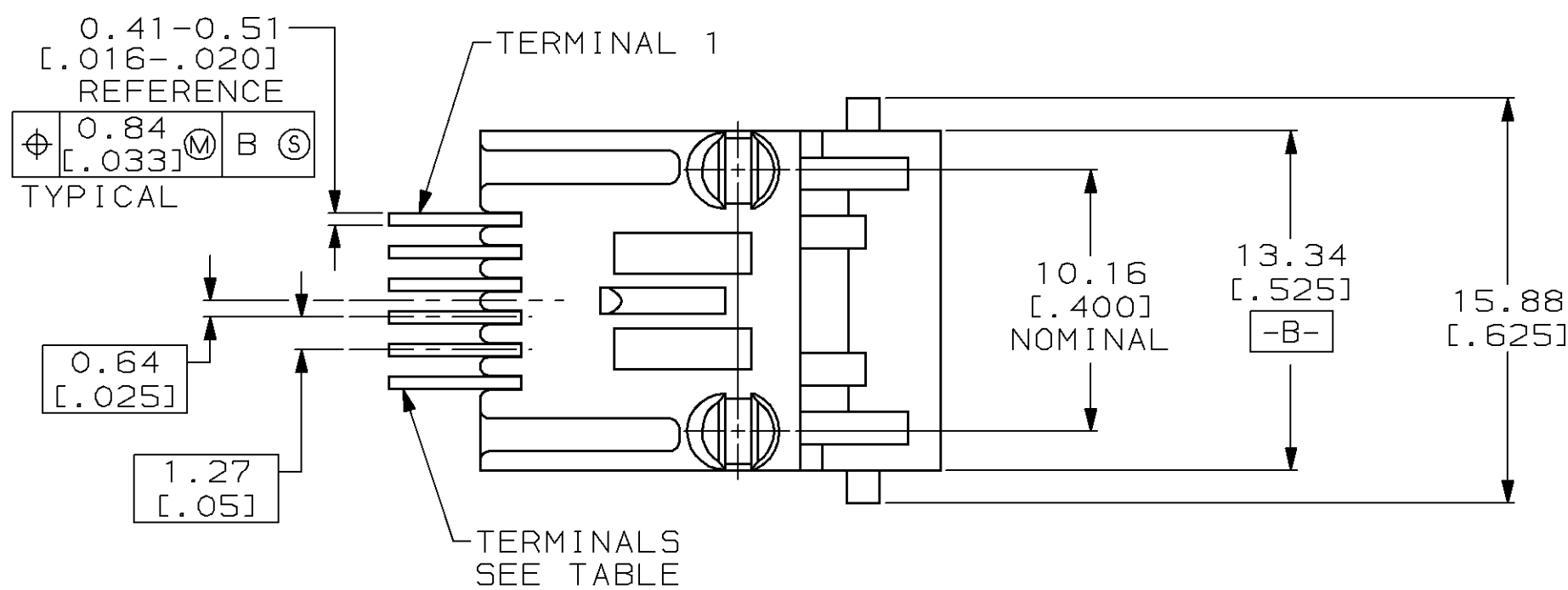


LOC	DIST	P	F	REVISIONS			DATE	APPD
AA	22			ZONE	LTR	DESCRIPTION		
					M	REV; EC 0502-0711-97	23OCT97	DS EL



- 1 MATERIAL: HOUSING- HTN MOLDING COMPOUND, 94V0, BLACK.
 TERMINAL- 0.36 [.014] THICK PHOS BRONZE PLATED WITH 1.27µm [.000050] THICK HARD GOLD IN LOCALIZED GOLD PLATE AREA AND 2.03µm [.000150] THICK TIN-LEAD IN SOLDER AREA OVER 1.27µm [.000050] THICK NICKEL UNDERPLATE.
- 2 CAVITY CONFORMS TO FCC RULES AND REGULATIONS PART 68, SUBPART F.
- 3. SNAP-IN RETENTION FEATURE ACCOMMODATES A 1.57±0.13 [.062±.005] THICK PRINTED CIRCUIT BOARD.
- 4 DIMENSIONS ARE MAXIMUM UNLESS OTHERWISE SPECIFIED AND ARE PRIOR TO SURFACE MOUNT PROCESSING.
- 5 TERMINALS ASSEMBLED IN CENTER POSITIONS FOR -2.



PRINTED CIRCUIT BOARD LAYOUT

THIS DRAWING IS A CONTROLLED DOCUMENT FOR AMP INCORPORATED. IT IS SUBJECT TO CHANGE AND THE CONTROLLING ENGINEERING ORGANIZATION SHOULD BE CONTACTED FOR THE LATEST REVISION.

4	555077-2
6	555077-1
NUMBER OF TERMINALS	PART NO

DO NOT SCALE PRINT. UNLESS SPECIFIED DIMENSIONS IN mm [INCHES] TOLERANCES ON: 2 PLC DEC ±- 3 PLC DEC ±- ANGLES ±-	DR 9-27-95 D. STRAUSSER	AMP Incorporated Harrisburg, PA 17105-3608	NAME MODULAR JACK ASSEMBLY, 6 POSITION, LOW PROFILE, RIGHT ANGLE, SURFACE MOUNT WITH PANEL STOPS
	CHK 10-17-95 N. JONES		
MATERIAL	APPD 10-23-95 J. TONEY	PRODUCT SPEC 108-1163	SIZE C
	APPD 10-24-95 H. MCGRATH		
FINISH	APPLICATION SPEC 114-6040	CAGE CODE 00779	DRAWING NO G=555077
	WEIGHT -	SCALE 4:1	SHEET 1 OF 1